


Week of May 11, 2020 Comparing and Ordering Fractions

STEP 1: This week we are going to focus on comparing and ordering fractions. Refresh yourself by watching the three videos below.


- [Video 1](#)
- [Video 2](#)
- [Video 3](#)

STEP 2: Then show what you know by completing the worksheets below. You may send me a picture of your work to my cell phone (717-881-1980) or to my email pakem@pwcs.edu. After you do that, complete Step 3.

9.1 Common fractions: Reviewing comparisons with the same numerator or denominator

Step In Callum and Bella each have an orange. Callum eats $\frac{1}{4}$ of his orange, and puts the rest in the refrigerator. Bella eats $\frac{2}{4}$ of her orange. 

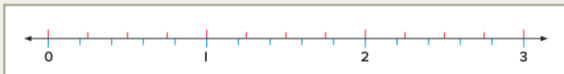
Who has more orange left over? How do you know?



Two friends compete in a running race. Evan runs $\frac{3}{4}$ of the distance, and then walks the rest. Bianca runs $\frac{3}{5}$ of the distance, and then walks the rest.

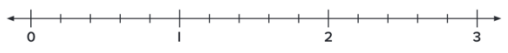
Who ran the greater distance? How can you tell?

This number line has been split into fourths and fifths.
Draw arrows to show how you could use it to compare the distance that each person ran.




How could you use this number line to compare $\frac{11}{4}$ and $\frac{11}{5}$?

Step Up I. On this number line the distance from 0 to 1 is one whole. Write $<$ or $>$ to complete each statement.



a. $\frac{2}{5}$ $\frac{4}{5}$ b. $\frac{12}{5}$ $\frac{8}{5}$ c. $\frac{10}{5}$ $\frac{5}{5}$

2. Write $<$ or $>$ to complete each statement. Use the number line to help your thinking.



a. $\frac{1}{3}$ $\frac{1}{6}$ b. $\frac{3}{3}$ $\frac{3}{6}$ c. $\frac{8}{6}$ $\frac{5}{6}$

d. $\frac{8}{3}$ $\frac{4}{3}$ e. $\frac{7}{6}$ $\frac{7}{3}$ f. $\frac{9}{6}$ $\frac{9}{3}$

3. Use what you know about comparing fractions to complete each statement.

a. $\frac{5}{8}$ $\frac{7}{8}$ b. $\frac{10}{4}$ $\frac{10}{2}$ c. $\frac{6}{5}$ $\frac{6}{3}$

d. $\frac{12}{10}$ $\frac{9}{10}$ e. $\frac{15}{3}$ $\frac{11}{3}$ f. $\frac{7}{9}$ $\frac{7}{7}$

Step Ahead a. Write a rule for comparing two fractions that have the same denominator.

b. Write a rule for comparing two fractions with the same numerator.

320 ORIGO Stepping Stones Grade 4 9.1

321 ORIGO Stepping Stones Grade 4 9.1

9.3 Common fractions: Comparing and ordering

Step In

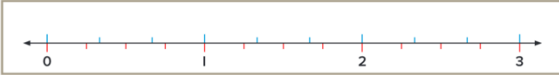
On this number line, the distance from 0 to 1 is one whole.



How has the number line been partitioned on the top? Name the fractions.
How has the number line been partitioned on the bottom? Name the fractions.

How could you use the number line to figure out if $\frac{2}{3}$ is greater than $\frac{3}{4}$?

On this number line, the distance from 0 to 1 is one whole.



Which part of the line shows fractions that are greater than 1?

Which fractions are between 1 and 2? Which of those fractions is the greatest?
Which fractions are equivalent to 3?

Step Up

1. On each number line below, the distance from 0 to 1 is one whole. Circle the greater fraction in each pair. Use the number lines to help.

a. $\frac{2}{3}$ or $\frac{2}{4}$ b. $\frac{5}{4}$ or $\frac{3}{3}$ c. $\frac{13}{4}$ or $\frac{11}{3}$ d. $\frac{10}{3}$ or $\frac{12}{4}$

e. $\frac{3}{6}$ or $\frac{3}{4}$ f. $\frac{5}{4}$ or $\frac{7}{6}$ g. 2 or $\frac{9}{4}$ h. $\frac{11}{6}$ or $\frac{9}{4}$

2. On each number line, the distance from 0 to 1 is one whole. Write $<$, $>$ or $=$ to make each statement true.

a. $\frac{6}{10}$ $\frac{9}{12}$ b. $\frac{13}{12}$ $\frac{11}{10}$ c. $\frac{15}{10}$ $\frac{2}{1}$ d. $\frac{12}{12}$ $\frac{9}{10}$

e. $\frac{10}{5}$ $\frac{16}{8}$ f. $\frac{13}{8}$ 2 g. $\frac{14}{5}$ $\frac{22}{8}$ h. $\frac{17}{8}$ $\frac{15}{5}$

3. Use the number lines in Questions 1 and 2 to help you write these fractions in order from **least to greatest**.

a. $\frac{8}{6}$, $\frac{13}{6}$, $\frac{6}{4}$, $\frac{8}{4}$ b. $\frac{5}{4}$, $\frac{8}{3}$, $\frac{13}{4}$, $\frac{2}{3}$ c. $\frac{11}{12}$, $\frac{18}{10}$, $\frac{7}{12}$, $\frac{12}{10}$

d. $\frac{11}{5}$, $\frac{18}{8}$, $\frac{4}{5}$, $\frac{3}{1}$ e. $\frac{11}{4}$, $\frac{7}{4}$, $\frac{7}{6}$, $\frac{12}{6}$ f. $\frac{2}{1}$, $\frac{24}{8}$, $\frac{12}{8}$, $\frac{5}{5}$

Step Ahead

In each pair, circle the fraction that is closer to $\frac{1}{2}$. Use the number lines on pages 326 and 327 to help you.

a. $\frac{4}{10}$ $\frac{5}{12}$ b. $\frac{2}{3}$ $\frac{3}{4}$ c. $\frac{3}{8}$ $\frac{2}{5}$ d. $\frac{1}{4}$ $\frac{2}{6}$

STEP 3: Pick 2 activities that you would like to complete

- 1) complete a page in your math madness
- 2) go to I-station and complete the missions on comparing and ordering fractions
- 3) take the ISIP for Math if you haven't already for this month
- 4) Go to [Origo at Home](#) and complete the current day's activities